

2020 Sustainability White Paper

Including the Cobiax environmental product declaration (from page 8)

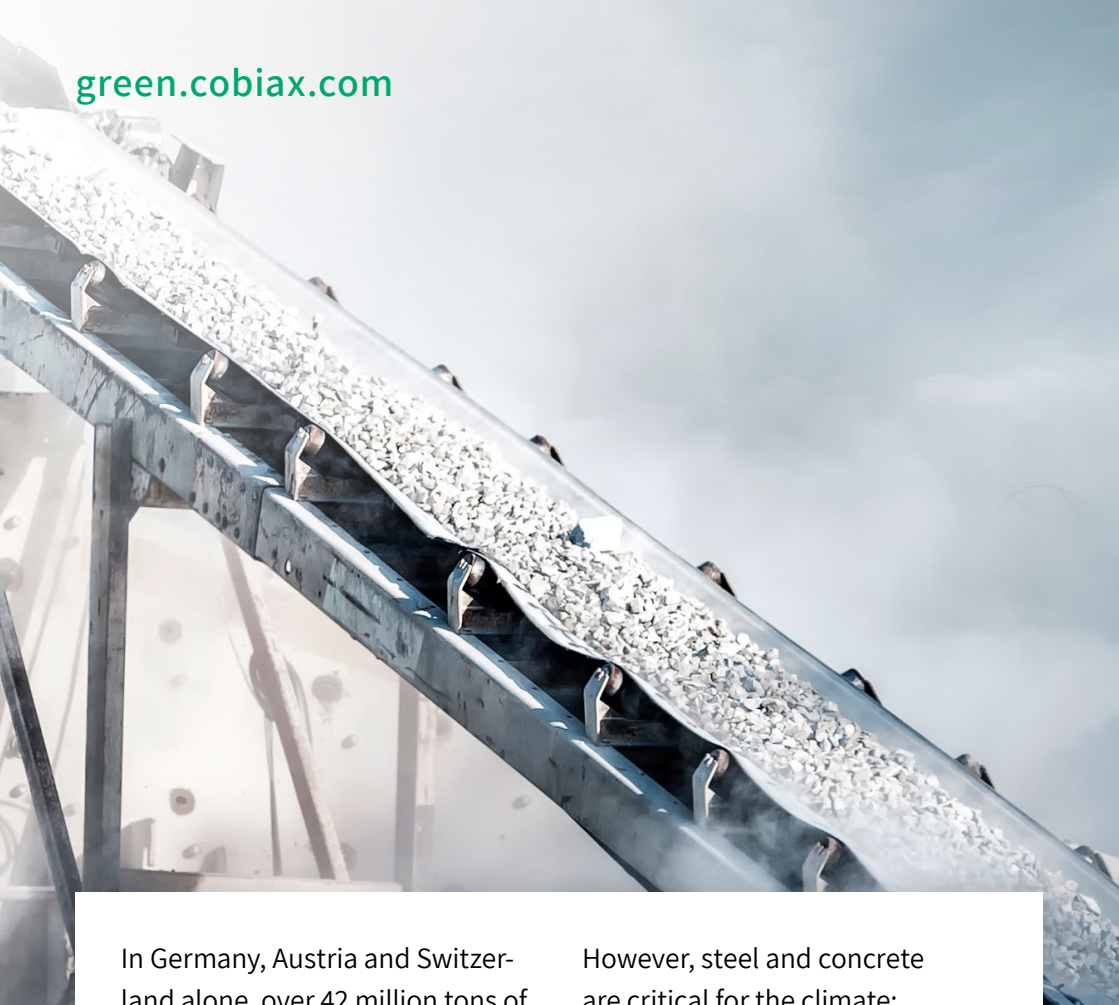


SAVE THE CLIMATE: NOW

How Cobiax is protecting the climate and resources. Not in 20 years from now. But **right now**.



Eight percent of global CO₂ emissions are caused by the cement production: 2.8 billion tons of CO₂ per year.



In Germany, Austria and Switzerland alone, over 42 million tons of cement are produced each year. This is also an urgent necessity because only energy-efficient new buildings can make Europe's climate goals attainable.

However, steel and concrete are critical for the climate; producing them is associated with high energy consumption and massive release of CO₂. A large amount of concrete is used in floor slabs.



20% could be saved:
Right now. Immediately.
On current projects.




The Cobiax void former systems reduces the amount of concrete in a slab by up to 35%.

There is much technology in the field of ecological construction which offers promising approaches for sustainable reduction in resource consumption and CO₂ production.

However, most of this technology is either not ready for the market or is not suitable for general applications.

Cobiax products are ready for use,
approved and proven a thousand
times over.

And, they are made from 100% recycled plastic.



Cobiax installation modules are available for concrete slabs from 20 cm to over 80 cm. Roughly 50% to 80% of the floor area is laid with void formers, depending on the load and the static system.

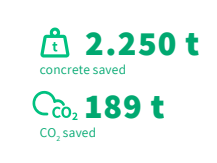


180,000 tons of CO₂ reduction since 2000, thanks to Cobias.



 **600 t**
concrete saved

 **50 t**
CO₂ saved



 **2.250 t**
concrete saved

 **189 t**
CO₂ saved



 **13.000 t**
concrete saved

 **1.100 t**
CO₂ saved

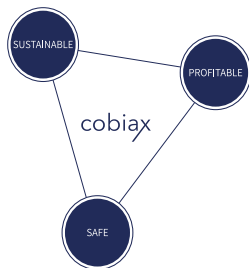




Save the climate: Now

Cobiax is the technology which is in use and certified **right now**.

Whether the construction project is already in the planning phase or only designed in draft - with the Cobiax void former system it can now be definitely designed or re-imagined sustainably. All leading structural engineering offices have the know-how and the software to plan or re-imagine swiftly and easily using Cobiax.



Reduce your project's carbon footprint now!


ENVIRONMENTAL PRODUCT DECLARATION

as per /ISO 14025/ and /EN 15804/



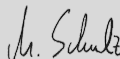
| | |
|--------------------------|--------------------------------------|
| Owner of the Declaration | Heinze Cobiax Deutschland GmbH |
| Programme holder | Institut Bauen und Umwelt e.V. (IBU) |
| Publisher | Institut Bauen und Umwelt e.V. (IBU) |
| Declaration number | EPD-COB-20180135-IAD1-EN |
| Issue date | 29.10.2018 |
| Valid to | 28.10.2023 |

Cobiax void former modules
Heinze Cobiax Deutschland GmbH

www.ibu-epd.com / <https://epd-online.com>



1. General Information

| | | | |
|--|---|--|--|
| Heinze Cobiax Deutschland GmbH Programme holder IBU - Institut Bauen und Umwelt e.V. Panoramastr. 1 10178 Berlin Germany Declaration number EPD-COB-20180135-1AD1-EN This declaration is based on the product category rules: Concrete components made of in-situ or ready-mixed concrete, 07.2014 (PCR checked and approved by the SVR) Issue date 29.10.2018 Valid to 28.10.2023 | Cobiax void former modules Owner of the declaration Heinze Cobiax Deutschland GmbH Otto-von-Guericke-Ring 10 65205 Wiesbaden Declared product / declared unit 1m³ in-situ concrete slabs featuring Cobiax void former modules from the Slim-Line / Slim-Line-Click and Eco-Line ranges. Scope: This document applies for in-situ concrete slabs featuring "COBIAx" void former modules. The LCA data is based on long-term project data provided by Heinze Cobiax Deutschland GmbH. The data is provided by the production sites in Herford and Remptendorf operated by the plastics manufacturers of the Heinze Group. The void former modules are manufactured at these locations and loaded for transport to the installation site where they are then assembled. The Declaration applies for all COBIAx locations and sales partners supplied within a radius of 400 km of the production sites. The owner of the declaration shall be liable for the underlying information and evidence; the IBU shall not be liable with respect to manufacturer information, life cycle assessment data and evidences. Verification <table><tr><td>The standard /EN 15804/ serves as the core PCR</td></tr><tr><td>Independent verification of the declaration and data according to /ISO 14025:2010/ <input type="checkbox"/> internally <input checked="" type="checkbox"/> externally</td></tr></table> | The standard /EN 15804/ serves as the core PCR | Independent verification of the declaration and data according to /ISO 14025:2010/ <input type="checkbox"/> internally <input checked="" type="checkbox"/> externally |
| The standard /EN 15804/ serves as the core PCR | | | |
| Independent verification of the declaration and data according to /ISO 14025:2010/ <input type="checkbox"/> internally <input checked="" type="checkbox"/> externally | | | |
|  Prof. Dr.-Ing. Horst J. Bossenmayer (President of Institut Bauen und Umwelt e.V.)  Dipl.-Ing. Hans Peters (Head of Board IBU) |  Matthias Schulz (Independent verifier appointed by SVR) | | |

2. Product

2.1 Product description / Product definition

The declared products comprise in-situ slabs of various component heights with void former modules made of grid-shaped reinforcing steel support cages and integrated spherical void formers made of 100% recycled plastic. The void former modules are marketed as Eco-Line (spheres) and Slim-Line (half-shells). Slim-Line is used for slab thicknesses of 20-46 cm and Eco-Line for 40-75 cm.

The product is not subject to any EU legal harmonising specifications and does not, therefore, bear a CE mark. Use of the product is subject to the respective national specifications at the place of use; in Germany, for example, the state building codes and the technical specifications based on these guidelines.

2.2 Application

COBIAx modules are used for manufacturing reinforcing steel slabs from normal concrete in order to deflect vertical and horizontal loads in multi-storey buildings. The void former modules are used with the aim of reducing the dead-load of the structure as well as reducing the materials used, thereby enabling more material-efficient supporting structures.

2.3 Technical Data

As the void formers are arranged in the statically ineffective area of the slabs, the mechanical material features of COBIAx slabs largely correspond with the features of a solid reinforced concrete slab. The applicable design standards for reinforced concrete elements must be taken into consideration. The COBIAx Technology Manual also provides the appropriate design aids. The parameters indicated in

the following tables exclusively refer to solid reinforced concrete slabs.

The void formers can improve the insulating features of the slabs. Owing to the thermal bridge effect of the surrounding concrete, a "worst-case scenario" should however be assumed and the physical characteristics of a solid reinforced concrete slab applied.

The strength and building physics parameters refer to normal concrete types C20/25 to C45/55 and reinforcing steel BSt 500.

*In accordance with the P322/06 statement by ITA Ingenieuresellschaft für technische Akustik mbH on sound protection offered by Cobiax void flat plate slabs, the air and impact sound protection of Cobiax slabs can be classified as being close to solid slabs within the meaning of Tables 11, 12 & 16, Supplement 1 of the DIN 4109 standard.

Construction data

| Name | Value | Unit |
|---|---------------|-------------------|
| Thermal conductivity conductivity to DIN EN 12524 | 2.3 | W/(mK) |
| Water vapour diffusion resistance factor to DIN EN 12524 | 80/130 | - |
| Sound absorption coefficient * | irrelevant | % |
| Gross density | 2400 | kg/m ³ |
| Compressive strength (cylindrical compressive strength of concrete to DIN 1045) | 20 - 45 | N/mm ² |
| Tensile strength (nominal yield strength of reinforcement to DIN 1045) | 500 | N/mm ² |
| Flexural strength (concrete to DIN 1045) | 23 - 40 | N/mm ² |
| Modulus of elasticity (concrete to DIN 1045) | 28800 - 35700 | N/mm ² |
| Equilibrium moisture content to DIN 4108-4 | 0.13 | % |

Product performance values in terms of its characteristics following the relevant technical determination

2.4 Delivery status

Void former modules made of reinforcing steel and hollow cores are supplied in the form of cages of 2.5 metres in length, 11.5 to 34.5 cm (Slim-Line) and 19.0 to 46.2 cm (Eco-Line) high, up to 50 cm wide and weighing up to 13.3 kg.

In-situ concrete and reinforcement modules are delivered separately.

The void former modules can also be fitted with concrete semi-precast elements. The semi-precast slabs, void former modules, in-situ concrete, and additional reinforcements are delivered separately.

2.5 Base materials / Ancillary materials

Depending on the slab depth, 1m³ COBIAx void flat plate slabs contains the following material volumes when fitted with 65% void formers and a reinforcement angle of 1.8%:

| | |
|--------------------------------|---------------|
| Concrete | 93.4% by mass |
| Reinforcing steel to DIN 488-1 | 6.1% by mass |
| Void former (PEHD or PP) | 0.5% by mass |

The product / At least one partial product contains substances on the List of Candidates (15.01.2018) exceeding 0.1% by mass: No.

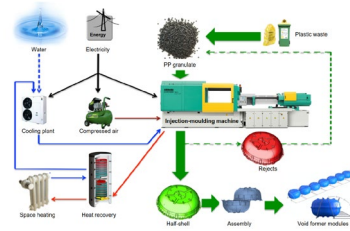
The product / At least one partial product contains other CMR substances in category 1A or 1B which are not on the List of Candidates, exceeding 0.1% by mass in at least one partial product: No.

Biocide products were added to this construction product or it has been treated with biocide products (this then concerns a treated product as defined by the (EU) Ordinance on Biocide Products (No. 528/2012): No.

2.6 Manufacture

Slim-Line void former modules are manufactured in an injection-moulding process largely in the Herford plant. As a base material, plastic recycle in granulated form is fed into the injection-moulding machine and converted into a thermoplastic material with energy supplied in the form of electricity. Compressed air is used to form semi-precast elements (half-shells) which can be assembled without any additional energy supply to form void formers before being fitted inside the reinforcement elements.

The following graphic depicts the schematic production process at the Herford plant.



Eco-Line void former modules are manufactured in a blow-moulding process at the Remptendorf plant. As at the Herford plant, plastic recycle in granulated form undergoes thermoplastic conversion and blow-moulding to form finished void formers, dispensing with the intermediate step of half-shell assembly.

2.7 Environment and health during manufacturing

COBIAx void formers are manufactured in accordance with the national specifications governing industrial and environmental protection.

2.8 Product processing/Installation

COBIAx flat slabs can be designed as a "purely in-situ concrete solution" with conventional formwork or in combination with semi-precast elements (element slabs):

In-situ concrete solution:

COBIAx void former modules are unloaded from the truck using a construction site crane. After installation of the lower flexural reinforcement layer, the modules are laid using the COBIAx mounting aid and fixed in place. This is followed by installation of the upper reinforcement layer. Apart from concrete displacement,



the void former modules also serve as spacers for the upper reinforcement layer. COBIAx void former modules are approx. 2.50 metres long and are shortened in accordance with the dimensions indicated on the installation plan. The specified spherical grid must always be observed during assembly.



The concrete must be applied and consolidated in the specified quality grade. For void formers of 10 to 31.5 cm in height, d = 16 mm should be selected as the maximum grain size. Concrete displacement gives rise to a buoyant force during the concrete pouring process. Avoid buoyancy on the part of the void formers by applying suitable measures to hold the individual void former modules down. This is achieved by concreting in 2 layers. When pouring the first concrete layer, ensure that the lower longitudinal rods of the cage modules are enclosed in accordance with the installation plan. After stiffening (also dependent on the concrete composition, weather etc.), this layer secures the COBIAx void former modules downwards. The correct height of the void former modules must be checked after the first concreting step. If holes are drilled through the top of the concreted COBIAx void flat plate slabs, e.g. for suspending walls, they must be sealed again afterwards. This aims to prevent individual void formers filling with water. If the areas without void formers are also enclosed in the first layer of concrete, a composite joint must be established and a bond reinforcement included if necessary.

Semi-precast variant:

Installation of the semi-precast elements is followed by transverse and joint reinforcement. Then the COBIAx installation aid is used to position the COBIAx void former modules between the cage modules on the semi-precast element. This is followed by application of the upper reinforcement layer. The concrete must be applied and consolidated in the specified quality grade. For void formers of 10 to 31.5 cm in height, d = 16 mm should be selected as the maximum grain size. Concrete displacement gives rise to a buoyant force during the concrete pouring process. Avoid buoyancy on the part of the void formers by applying suitable measures to hold the individual void former modules down. This is achieved by spot-connecting the upper reinforcement layer with the upper belt of the cage modules. The S-hooks required for this are included in the scope of supply by Heinze Cobiax Deutschland GmbH. Please refer to the installation plan for the requisite spacings.

2.9 Packaging

The finished COBIAx void former modules are packed in bundles without packaging materials for delivery to the construction site. On delivery of the semi-precast elements (half-shells) for Slim-Line void formers, recyclable LLDPE foil is incurred.



2.10 Condition of use

No particular features need to be taken into consideration during the period of use.

2.11 Environment and health during use

No inter-reactions by hazardous substances of health or environmental relevance can be anticipated.

2.12 Reference service life

The reference service life for reinforced concrete hollow slabs with a concrete composition in accordance with the limit values outlined in DIN EN 206 is at least ≥ 50 years under the respective exposure class / environmental conditions.

Influences on ageing when the recognised rules of technology are applied.

2.13 Extraordinary effects

Fire

A COBIAx void flat plate slab is regarded as a solid reinforced concrete slab in terms of technical fire safety. Product fire safety is regulated by the respective approval.

Fire protection

| Name | Value |
|---|----------------|
| Building material class for reinforced concrete | A |
| Building material class for void formers | min. B2 |
| Fire-resistance class or component as a whole | F30-A - F180-A |

Based on the test certificate and the technical fire safety risk assessment by MFPA Leipzig

Where the concrete covering is applied correctly, no toxic gases or vapours can arise in the event of a fire.

Water

No contents which are hazardous to water are used.

Mechanical destruction

Contents released in the event of unforeseen mechanical destruction do not represent any environmentally-harmful risk.

2.14 Re-use phase

De-constructed slab systems featuring void formers are crushed and sifted conventionally. Results by Darmstadt Technical University (1999) indicated that less than 0.2 mass percentage of non-mineral residue remains in the recycling material which can be reused as an aggregate material. The void former fragments sorted during processing can be reused or recovered energetically following the appropriate treatment as recyclate.

2.15 Disposal

After the appropriate treatment, the processed void former waste can be redirected to the material circuit as plastic recyclate (HD polyethylene) or recovered as energy (waste code 17 02 03 as per the European Waste Catalogue).

After processing (crushing and sifting), the concrete can be reused as an aggregate material (waste code 17 01 01 as per the European Waste Catalogue).

2.16 Further information

Information on the recyclability of in-situ concrete slabs with plastic void formers is based on test report no. 233.1.99 conducted by Darmstadt Technical University dated 09.08.1999.

More information is available on the COBIAx web site: www.cobiax.com.

3. LCA: Calculation rules**3.1 Declared Unit**

This Declaration refers to the production of 1m³ "Cobiax" void flat plate slabs comprising 65% void formers and a degree of reinforcement accounting for 1.8 per cent by volume. The Life Cycle Assessment was conducted for both types of void former (Slim-Line and Eco-Line) and various slab depths of 20 to 60 cm. The LCA results of the less ecologically favourable slab depth of 20 cm and Slim-Line 100 void formers are applied for the Declaration. As a "worst-case scenario", the EPD is therefore also representative for slab depths of 20 to 60 cm.

Declared unit

| Name | Value | Unit |
|------------------------------------|---------|-------------------|
| Declared unit | 1 | m ³ |
| Density (mass per m ³) | 2167 | kg/m ³ |
| Percentage of reinforcement | 1.8 | % by volume |
| Conversion factor to 1 kg | 0.00046 | - |
| Percentage of void formers | 65 | % |

The declared unit is converted to 1 kg taking consideration of the actual mass of the reinforced concrete slabs featuring void former modules. Owing to concrete displacement, the mass is lower than for conventional reinforced concrete slabs with a density of 2400 kg/m³.

3.2 System boundary

Type of EPD: cradle to plant gate with options
The following modules and processes were taken into consideration:

Production stage A1 to A3:

- Concrete production process including provision of raw materials and transport to the production site
- Steel production process including provision of raw materials and transport to the production site
- Production of plastic recyclate (allocated as per ISO 14040)
- German power mix for re-granulation of plastic production waste (approx. 60% of the processes plastic) and for production of the void formers including generation and distribution

- Transporting the plastic re-granulate from the manufacturing site to the Cobiax module production site
- Transporting the reinforcement cages from the manufacturing site to the Cobiax module production site

Transport to construction site A4:

- Transporting the concrete by truck to the construction site
- Transporting the reinforcing steel by truck to the construction site
- Transporting the void formers by truck to the construction site

3.3 Estimates and assumptions

COBIAx void flat plate slabs comprise patented COBIAx void former modules and normal concrete with concrete steel reinforcement manufactured in a conventional process. Both the in-situ concrete and reinforcements are provided by regional suppliers. The LCA data on concrete and reinforcement manufacturing is estimated using the "1.4.01 Concrete C20/25" and "4.1.02 Reinforcement steel" data sets in the Ökobau.dat data base.

On the basis of information supplied by the manufacturer, 110 km were estimated for transporting the plastic re-granulate to the production site for manufacturing the void formers.

An average distance of 30 km for concrete and reinforcement steel and 400 km for the plastic components and reinforcement cages were estimated for the transport processes from the plant gate to the construction site.

The LCA results published in this EPD represent a COBIAx slab system with a slab depth of 20 cm which represents the least ecological version of COBIAx slabs. Some higher slab systems have up to 7% less impact on the environment. The detailed results can be requested directly from COBIAx.

3.4 Cut-off criteria

All base materials and energy flows for manufacturing COBIAx void flat plate slabs as well as the transport processes from plant gate to plant gate and plant gate to construction site were taken into consideration in the Life Cycle Assessment. Owing to its insignificance, the



packaging foil for transporting Slim-Line half-shells has been ignored.

3.5 Background data

The volumes on which the LCA is based represent empirical values collated by COBIAx over many years. The background data used for the LCA was taken from the Ökobau.dat.

3.6 Data quality

The background data on the manufacturer on which the LCA is based is from 2018. The data sets from the Ökobau.dat are from the following reference years:

- 1.4.01 concrete C20/25: 2016
- 4.1.02 reinforced steel: 2016
- 9.2.05 power mix 2015 (D): 2016
- 9.3.01 truck: 2016

The data sets originate from the Ökobau.dat data base (valid: 2018). The data sets are representative for 2019.

They do not provide any details on secondary fuels in the LCIA.

3.7 Period under review

The LCIA data is based on many years of project and product experience on the part of Heinze COBIAx Deutschland GmbH. The data originates from 2017/2018, the years the Life Cycle Assessment was drawn up.

3.8 Allocation

Allocation concerning plastic manufacturing for the void formers is depicted below. The plastic used is exclusively processed from recycled material and as a secondary material. In accordance with information provided by the manufacturer, the primary substances are substituted in full. The impact by plastic manufacturing on the environment is therefore fully allocated to the upstream production processes in accordance with EN 15804.

Furthermore, the energy required for re-granulation of plastic recycle material is also allocated. In accordance with information provided by the manufacturer, 60% of plastic recycle is purchased from the dual system or comprises re-granulated production waste. As re-granulation is necessary for manufacturing the void formers, the requisite energy volume is allocated to the COBIAx slab system boundary.

3.9 Comparability

Basically, a comparison or an evaluation of EPD data is only possible if all the data sets to be compared were created according to /EN 15804/ and the building context, respectively the product-specific characteristics of performance, are taken into account.

The background data base used is /Ökobau.dat/ 2017-I (last revised 27.11.2017). The data sets conform with the DIN EN 15804 standard and are calculated on the basis of GaBi background data.

4. LCA: Scenarios and additional technical information

The following technical information forms the basis for the declared modules or can be used for developing specific scenarios within the context of a building analysis:

| Transport to construction site (A4) | | |
|--|---------|---------|
| Name | Value | Unit |
| Litres of fuel per tonne | 2.045 | l/100km |
| Transport distance for concrete and reinforced steel | 30 | km |
| Transport distance for void former modules | 400 | km |
| Capacity utilisation (including empty runs) | 85 | % |
| Total permissible truck weight | 20 - 26 | t |

5. LCA: Results

The results of the estimated impact are relative statements which do not make any claims regarding impact category limits, exceeding threshold values, safety levels or risks.

DESCRIPTION OF THE SYSTEM BOUNDARY (X = INCLUDED IN LCA; MND = MODULE NOT DECLARED)

| PRODUCT STAGE | | | CONSTRUCTION PROCESS STAGE | | USE STAGE | | | | | | | | END OF LIFE STAGE | | | | BENEFITS AND LOADS BEYOND THE SYSTEM BOUNDARIES |
|---------------------|-----------|---------------|-------------------------------------|----------|-----------|-------------|--------|-------------|---------------|------------------------|-----------------------|----------------------------|-------------------|------------------|----------|---------------------------|---|
| Raw material supply | Transport | Manufacturing | Transport from the gate to the site | Assembly | Use | Maintenance | Repair | Replacement | Refurbishment | Operational energy use | Operational water use | De-construction demolition | Transport | Waste processing | Disposal | Reuse-Recycling-potential | |
| | | | | | | | | | | A6 | A7 | | | | | | |
| A1 | A2 | A3 | A4 | A5 | B1 | B2 | B3 | B4 | B5 | B6 | B7 | C1 | C2 | C3 | C4 | D | |
| X | X | X | X | MND | MND | MND | MNR | MNR | MNR | MND | MND | MND | MND | MND | MND | MND | |

RESULTS OF THE LCA - ENVIRONMENTAL IMPACT: 1 m³ COBIAx void flat plate slabs

| Parameter | Unit | A1-A3 | A4 |
|--|---|----------|----------|
| Global warming potential | [kg CO ₂ -Eq.] | 298.68 | 4.53 |
| Depletion potential of the stratospheric ozone layer | [kg CFC11-Eq.] | 4.63E-10 | 8.96E-13 |
| Acidification potential of land and water | [kg SO ₂ -Eq.] | 5.51E-1 | 1.08E-2 |
| Eutrophication potential | [kg (PO ₄) ³ -Eq.] | 7.41E-2 | 2.53E-3 |
| Formation potential of tropospheric ozone photochemical oxidants | [kg ethene-Eq.] | 4.78E-2 | -3.15E-3 |
| Abiotic depletion potential for non-fossil resources | [kg Sb-Eq.] | 3.59E-4 | 4.84E-7 |
| Abiotic depletion potential for fossil resources | [MJ] | 1861.62 | 61.39 |

RESULTS OF THE LCA - RESOURCE USE: 1 m³ COBIAx void flat plate slabs

| Parameter | Unit | A1-A3 | A4 |
|--|------|---------|---------|
| Renewable primary energy as energy carrier | [MJ] | 619.65 | 41.36 |
| Renewable primary energy resources as material utilization | [MJ] | 0.00 | 0.00 |
| Total use of renewable primary energy resources | [MJ] | 619.65 | 41.36 |
| Non-renewable primary energy as energy carrier | [MJ] | 2112.36 | 61.62 |
| Non-renewable primary energy as material utilization | [MJ] | 0.00 | 0.00 |
| Total use of non-renewable primary energy resources | [MJ] | 2112.36 | 61.62 |
| Use of secondary material | [kg] | 9.00 | 0.00 |
| Use of renewable secondary fuels | [MJ] | IND | IND |
| Use of non-renewable secondary fuels | [MJ] | IND | IND |
| Use of net fresh water | [m³] | 8.52E-1 | 4.78E-3 |

RESULTS OF THE LCA – OUTPUT FLOWS AND WASTE CATEGORIES:

1 m³ COBIAx void flat plate slabs

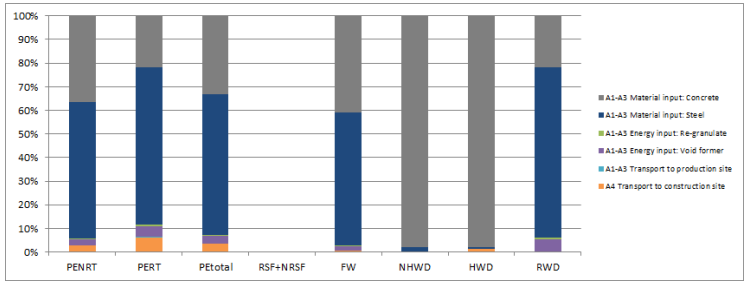
| Parameter | Unit | A1-A3 | A4 |
|-------------------------------|------|---------|---------|
| Hazardous waste disposed | [kg] | 2.59E-4 | 3.86E-6 |
| Non-hazardous waste disposed | [kg] | 7.46E+1 | 4.73E-3 |
| Radioactive waste disposed | [kg] | 9.93E-2 | 9.32E-5 |
| Components for re-use | [kg] | 0.00 | 0.00 |
| Materials for recycling | [kg] | 0.00 | 0.00 |
| Materials for energy recovery | [kg] | 0.00 | 0.00 |
| Exported electrical energy | [MJ] | 0.00 | 0.00 |
| Exported thermal energy | [MJ] | 0.00 | 0.00 |

6. LCA: Interpretation

Total primary energy of 2,835 MJ is required for manufacturing and transporting 1m³ COBIAx slabs, whereby primary energy requirements are dominated by the provision of reinforcement steel accounting for 59.7%. The percentage of concrete production accounts for 33.1%, making it and steel production the major influential factors for primary energy requirements as well as for the other indicators in the Life Cycle Inventory Analysis. Energy required for re-granulation of plastic recycate and production of the void formers is very low at 3.5%. Transport to the place

of installation accounts for 3.6% of total primary energy requirements which also represents a very minor influence.

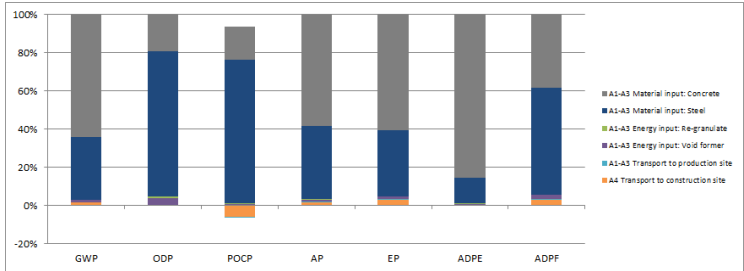
The following graphic depicts the dominating process factors for the indicators in the Life Cycle Inventory Analysis, whereby primary energy requirements (PERT, PENRT, PE total) and use of fresh water (FW) are taken into consideration as well as the waste fractions (NHWD, HWD, RWD).



The impact indicators are also significantly influenced by the production process associated with the base materials concrete and steel (90-97%). In the case of ODP, POCP and ADPF in particular, the steel component is dominant for flexural reinforcement and hollow reinforcement cages. At 0.1-3%, transport of the base materials to the installation site has only a minimum influence on the impact indicators. Transport only has a significant impact of approx. 7% on impact potential in the case of

the Photochemical Ozone Creation Potential (POCP). The electricity required for converting plastic re-granulate and manufacturing the void formers only has a very minor influence on the impact potentials, accounting for less than 2% (5% of ODP).

The following graphic depicts the dominating process factors on the basis of their shares in the impact analysis indicators:



7. Requisite evidence

COBIAx advises planners and building contractors of reinforced steel void flat plate slabs, and supplies construction sites with void former modules. The company does not however manufacture the flexural reinforcement layers or concrete supplied as in-situ concrete by local suppliers. The respective concrete suppliers are responsible for this evidence.

7.1 Radioactivity

Cobiax void flat plate slabs largely comprise concrete and steel (99.5% of mass) and recycled plastic. Concrete displays a low level of natural radioactivity. Structural steel can have a slightly increased level since 1940. It can be assumed, therefore, that Cobiax void flat plate slabs are comparable with standard reinforced concrete slabs.

7.2 Leaching

Cobiax void formers are integrated in concrete and are not directly weathered. Leaching performance is not, therefore, of relevance.

7.3 VOC emissions

No VOC emissions can be anticipated by the primary components (concrete and steel) of void flat plate slabs. The void formers are made from hard recycled plastic and are interlocked. The plastic elements are also integrated in the reinforced concrete and do not come into contact with ambient air with the result that VOC emissions can be regarded as irrelevant.

8. References

/IBU 2016/

IBU (2016): General Programme Instructions for the Preparation of EPDs at the Institut Bauen und Umwelt e.V., Version 1.1 Institut Bauen und Umwelt e.V., Berlin.
www.ibu-epd.de

/ISO 14025/

DIN EN /ISO 14025:2011-10/, Environmental labels and declarations — Type III environmental declarations — Principles and procedures

/EN 15804/

/EN 15804:2012-04+A1 2013/, Sustainability of construction works — Environmental Product Declarations — Core rules for the product category of construction products

EN ISO 14040:2006, Environmental Management – Life Cycle Assessment – Principles and framework

DIN EN ISO 10456:2010, Building materials and products – Hygrothermal properties – Tabulated design values

DIN 1045-1:2008, Concrete, reinforced and prestressed concrete structures – Part 1: Rating and construction

DIN 4108-4:2017, Thermal protection and saving energy in buildings – Part 4: Hygrothermal design values

DIN EN ISO 9001:2015, Quality management systems – Requirements

DIBt-Z-15.1-282, General type approval for "COBIAx" void flat plate slabs, Deutsches Institut für Bautechnik, 2015

DIBt-Z-15.1-307, General type approval for "COBIAx SLIM-LINE" void flat plate slabs, Deutsches Institut für Bautechnik, 2018

Report no. 233.1.99, Recyclability of concrete slabs with hollow plastic spheres, Darmstadt Technical University, 1999

Heinze Cobiax Deutschland GmbH, Technology Manual, German edition, September 2017

Product Category Rules for Building Products, Part A:

Institut Bauen und Umwelt e.V., Berlin (pub.)
Product Category Rules PCR for Building Products, Part A
Calculation rules for the Life Cycle Assessment and requirements on the background report, 2017-04, www.bau-umwelt.de

Product Category Rules for Construction Products, Part B:

Requirements on the EPD for concrete components made of in-situ or ready-mixed concrete, 2017-11

Administrative regulation 2000/532/EU Decision:

Commission decision dated 3 May 2000 substituting decision 94/3/EC on a waste index as per Article 1a) of Council Guideline 75/442/EEC on waste and Council decision 94/904/EC on an index of hazardous waste according to Article 1, paragraph 4 of Guideline 91/689/EEC on hazardous waste

AgBB: German-Committee for health-related evaluation of building products

Ökobau.dat: German data base for building materials (<http://www.nachhaltigesbauen.de/oekobaudat/>)



Publisher
Institut Bauen und Umwelt e.V.
Panoramastr. 1
10178 Berlin
Germany

Tel +49 (0)30 3087748- 0
Fax +49 (0)30 3087748- 29
Mail info@ibu-epd.com
Web www.ibu-epd.com



Programme holder
Institut Bauen und Umwelt e.V.
Panoramastr. 1
10178 Berlin
Germany

Tel +49 (0)30 - 3087748- 0
Fax +49 (0)30 - 3087748 - 29
Mail info@ibu-epd.com
Web www.ibu-epd.com

CSDINGENIEURE+

**Author of the Life Cycle
Assessment**
CSD Ingenieure GmbH
Köpenicker Straße 154a
10997 Berlin
Germany

Tel +49 30 69 81 42 78
Fax +49 30 65 81 42 77
Mail berlin@csgivingeure.de
Web www.csgivingeure.de

cobiax

Owner of the Declaration
Heinze Cobiax Deutschland GmbH
Otto-von-Guericke-Ring 10
65205 Wiesbaden
Germany

Tel (+49) 6122-9184500
Fax (+49) 6122-9184540
Mail info.de@cobiax.com
Web www.cobiax.com

green.cobias.com

Contact:



International Sales

Eupener Straße 35

32051 Herford

Germany

international@cobias.com



UMWELTPREIS
SCHWEIZ
PRIX
SUISSE
ENVIRONNEMENT



Deutscher
Nachhaltigkeitspreis

cobias
wider scopes